

Component Spotlight

Outpatients > Clinic Effectiveness > Conversions to Elective Surgery

This short step through demonstrates the value of the Conversions to Elective Surgery component within the Outpatient domain.

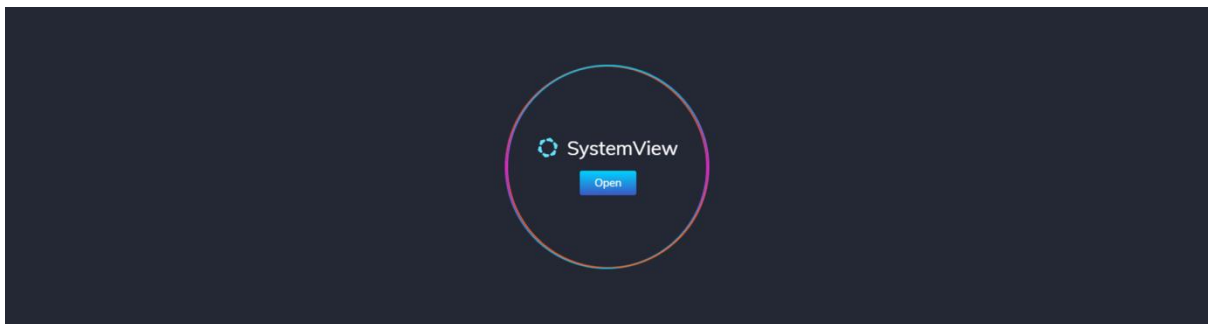
This component allows users to view the conversion rate to surgery from outpatients.

Users can view the number of patients being added to the elective surgery wait list each week by specialty, doctor and clinic.

The purpose of this is it enables end users to understand the impact of outpatients on the elective surgery demand. It assists end users to understand elective surgery demand when changes to outpatients occur, such as additional or reduction of clinics, new staff commence or leave, or case mix seen within clinics change.

Step 1.

Sign in to SystemView



Step 2.



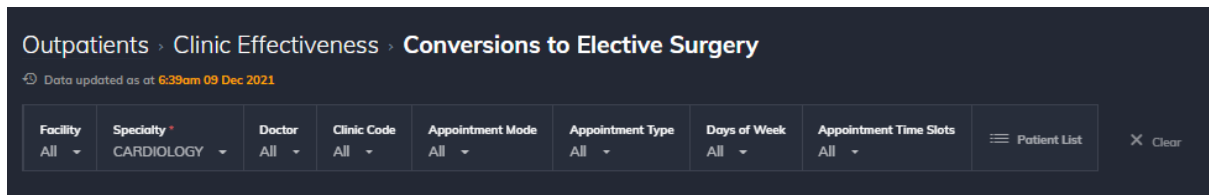
Navigate to [Domains >](#)
[Outpatients > Clinic Effectiveness >](#)
[Conversions to Elective Surgery](#)

Step 3.

Apply drop-down filters at the top of the page to target your analysis.

Filter options include:

- Facility
- Specialty
- Doctor
- Clinic Code
- Appointment Mode
- Appointment Type
- Days of the Week
- Appointment Time Slots
- Patient List



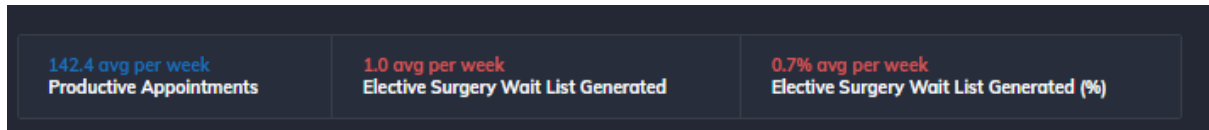
Outpatients > Clinic Effectiveness > **Conversions to Elective Surgery**

Data updated as at: 6:39am 09 Dec 2021

Facility	Specialty *	Doctor	Clinic Code	Appointment Mode	Appointment Type	Days of Week	Appointment Time Slots	Patient List	
All	CARDIOLOGY	All	All	All	All	All	All	Clear	

Step 4.

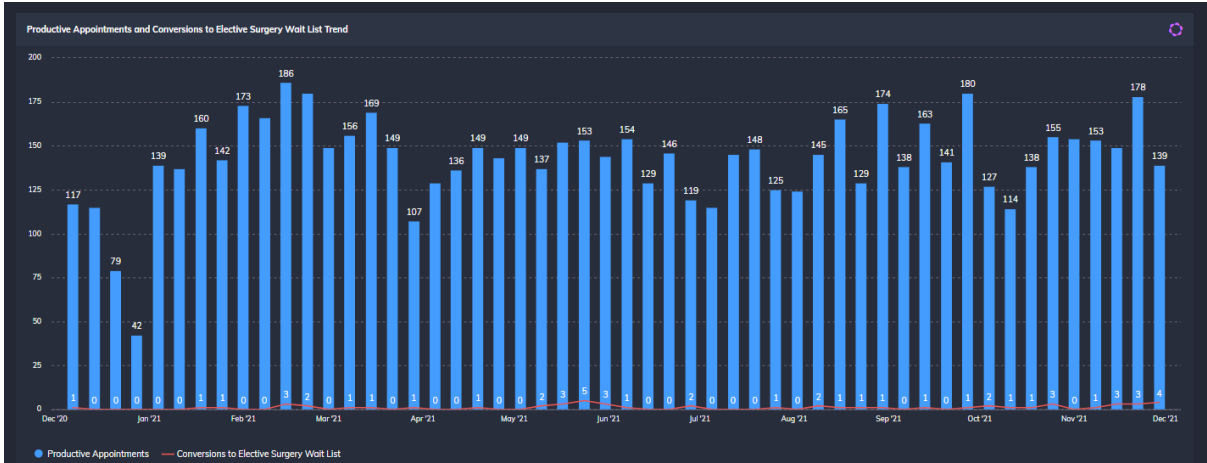
The **Summary Tables** Displays the average (%) of Conversions to the Elective Surgery Wait List generated per week.



142.4 avg per week Productive Appointments	1.0 avg per week Elective Surgery Wait List Generated	0.7% avg per week Elective Surgery Wait List Generated (%)
---	--	---

Step 5.

Displays the total number of patients added to the Elective Surgery Wait List that resulted from their productive outpatient appointment, by week over the past 26 weeks. [Select a week on the chart to further investigate discharges by doctor and clinic](#)



Step 6.

Displays the number of Productive appointments and the total that were converted to the Elective Surgery Wait List by Doctor. [Select a doctor to filter the appointment schedule to their clinics](#)



Step 7.

Displays the AM and PM outpatient clinics for the specialty or doctor selected. [Select a tile on the schedule to filter appointments by clinic](#)

Productive Appointment Schedule

	29 Monday	30 Tuesday	01 Wednesday	02 Thursday	03 Friday
AM	Clinics: 1 Productive: 9 ES Conversions: 2	Clinics: 1 Productive: 11 ES Conversions: 1	Clinics: 1 Productive: 24 ES Conversions: 1	Clinics: 1 Productive: 32 ES Conversions: 0	Clinics: 1 Productive: 8 ES Conversions: 0
PM		Clinics: 1 Productive: 7 ES Conversions: 0	Clinics: 2 Productive: 32 ES Conversions: 0		Clinics: 1 Productive: 16 ES Conversions: 0

Step 8.

Displays the number of Productive appointments and the total conversated to the Elective Surgery Wait List by clinic.

