

Component Spotlight

Future Booked Reviews component

About the component:

This component allows end users to view trends of the number of all future booked review patients (review schedules) and all future bookings by the appointment week. Click to doctor-level future booked review schedules over the coming 13 weeks and identify booked patients in each week who have already received high numbers of review appointments within this specialty.

Who it's for: Wait List, Scheduling and Booking Officers, Care Coordinators, Nurse Unit Managers, Clinicians, Directors and Service Improvement, Project Officers and Business Managers.

Where you'll find it:

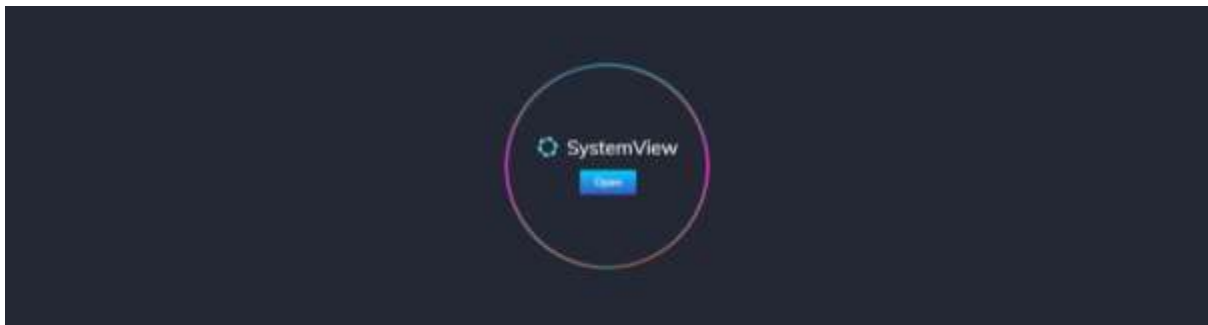
SystemView > Explore > Outpatients > Reviews > Future Booked Reviews >.

Data refresh rates:

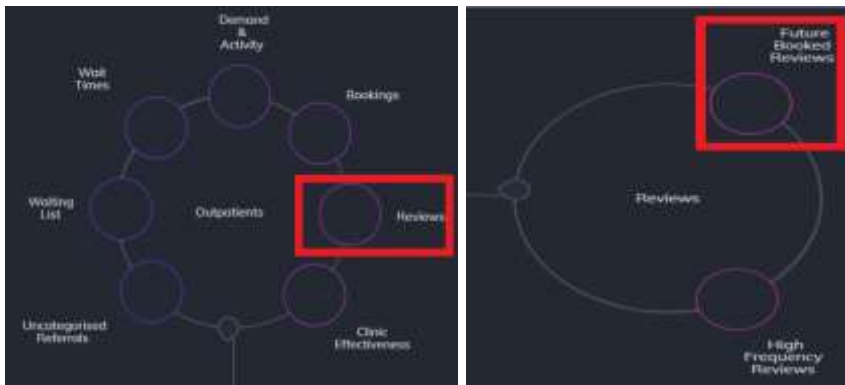
The data within this component updates every morning.

Step 1.

Sign in to SystemView using your current hospital credentials and password



Step 2.



Navigate to Explore > Outpatients > Reviews > Future Booked Reviews.

Step 3.



'Pop-up' hospital, specialty selection and **Future Booked Review Appointments by Specialty – Top 20** chart displays an overview of future booked review appointments by specialty.

Selecting a facility, specialty by filter or cohort bar in this chart will open further charts and analysis within this component.

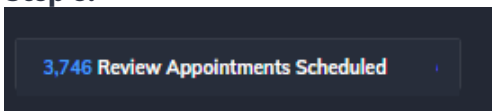
Step 4.



Apply drop-down filters **at the top of the page to refine the data.**

Patient List Details – select the button located alongside the filters at the top of the component. Patient details includes an exportable table that updates daily and once activated, can be saved and referenced in **Interact – MyLists and MyHubs.**

Step 5.



Summary tile displays the total of the Review appointments currently scheduled.



Booked Review Appointments Historical Trend chart displays the trend of booked review appointments over the past 12-month period.



Future Booked Review Appointments by Appointment Date chart displays the appointment dates of each review booked or scheduled in the source system by volume.

Hovering over a cohort bar in this chart will magnify the view of the timeframe selected, selecting a bar will open a patient level table that can be exported to excel or saved to MyLists or My Hubs.



Future Booked Review Appointments by Doctor chart displays a summary view of all the review appointments booked or scheduled by Doctor.

Selecting a cohort bar in this chart will open further analysis and patient details.



Booked Review Appointments by Appointment Week & Previous Review Group of Booked Patients – Next 13 Weeks chart displays a prospective 13-week view of all reviews for the selected specialty.

The colours identify the number of times a particular patient has had a review appointment in the previous 2 years.

Selecting a cohort bar in this chart will open a patient level table that can be exported to excel or saved to MyLists or My Hubs.