

Component Spotlight

Complex Patient Register component

About the component:

The Complex Patient Register contains patients who have been escalated from the Admitted Patient Register. It enables end users to enter key information about the episode of care via simple dropdowns including if they are medically fit for discharge, anticipated discharge timeframe, discharge location, complexity type, complexity reason and more. Overly complex cases can be escalated to the Complex patient escalation list; for resolutions by the executive management teams.

The component lists in real-time all of the patients who the wards have escalated to be complex to server as a work-register for complex care teams. Reasons for each patient's discharge complexity are entered and enable flow managers to pre-emptively respond and implement strategies to minimise the risk of an increase hospital length of stay. This component is used to better manage complex inpatients and record reasons for their complexity and the corresponding resolutions to increase inpatient flow and to facilitate better inpatient management processes.

Who it's for: Administration, Clinical Nurse Managers, Clinical Specialists – Allied Health, Nursing, Medical, Bed Manager, Clinical and Non-Clinical Department Managers, Nurse Unit Managers – Inpatients, Business Managers, Project Officers/Service Improvement

Where you'll find it:


SystemView > Explore > Beds > Complex Patient > Complex Patient Register

Data refresh rates:

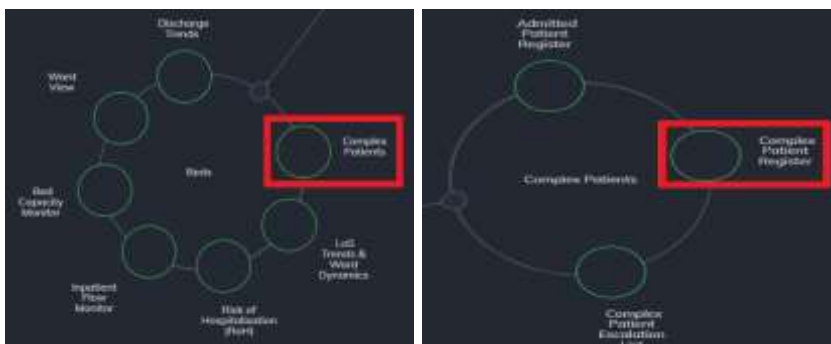
The data within this component updates Occurs 7 days a week, 24 hours a day, every 5 minutes

Step 1.

Sign in to SystemView using your current hospital credentials and password

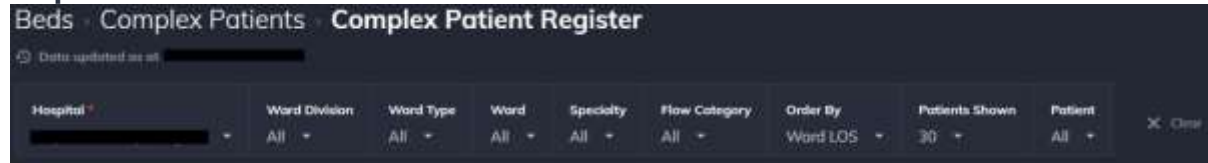


Step 2.



Navigate to Explore > Beds > Complex Patients > Complex

Step 3.



Apply drop-down filters at the top of the page to refine the data.

Note: Patients shown defaults to 30. To see all patients select all under Patients Shows

Complex Patients: 19

Passive Beds: Patients with LoS > twice their current Ward's required LoS for a Friday

Passive Beds Risk: Patients with LoS > but < twice their current Ward's required LoS for a Friday

Summary provides the total number of Complex Patients.

These also include:

- Passive beds: Patients with LoS > twice their current Ward's required LoS for today
- Passive Beds Risk: Patients with LoS > but < twice their current Ward's required LoS for a today

Ward	Patient Name	MRN	Bed	Age	Total LoS (days)	Ward LOS (days)	IC9100	IC9100	Multiply FR for Discharge	Escalated Discharge	Suboptimal Progress Promoting Discharge	Multiply FR for Discharge	LOS since MFD (days)	Anticipated Discharge Location	Anticipated Discharge Location	Escalation Type	Completion
	402746	05	32	538	388.8	8.1%	8.1%		Y	N						NOS Investigate	111+
	402870	05	429	313	3.8%	8.1%			Y	Y						NOS participant awaiting plan	200+
	301897	46	78	324	282.8	8.8%	8.1%		N	N			>21 Days			Acute Care - Other	404+
	372802	31	74	363	214.9	5.9%	22.1%		Y	N							302+
	380880	8	54	178	177.8	7.2%	8.2%		Y	N							108+
	380158	8	67	356	275	7.7%	18%		N	N							303+
	402724	21	52	204	146.7	7.2%	11%		N	N							302+
	402589	40A	51	352	193.8	5.5%	18%		Y	N							302+
	400718	8	61	308	300.7	10.1%	10.9%		Y								302+

Complex Patients Register displays the register of patients who have been escalated from the Admitted Patient Register as a delayed or complex discharge and will impact the flow of length of stay for a ward.

The end user can enter key information about the episode of care via simple dropdowns and free text (this is not stored on source system).

To escalate a patient, select Yes in dropdown under escalation list and scroll to the bottom of the page when you have selected your patients and click SAVE.

The information is saved with a time stamp and identity of who made the change.