

Component Spotlight

Complex Patient> Trends component

About the component:

This component allows end users to summarise complex patients' information and provide more detail and context around the bed's days lost whilst patients are medically fit for discharge. Data can be filtered to consider complexity type and reason.

Who it's for: bed managers, patient flow coordinators.

Where you'll find it:

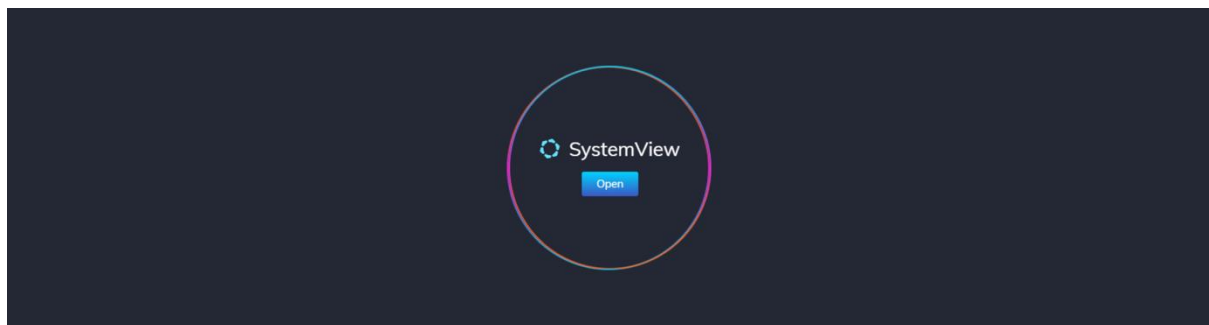
SystemView > Explore > Beds > Complex Patients > Trends.

Data refresh rates:

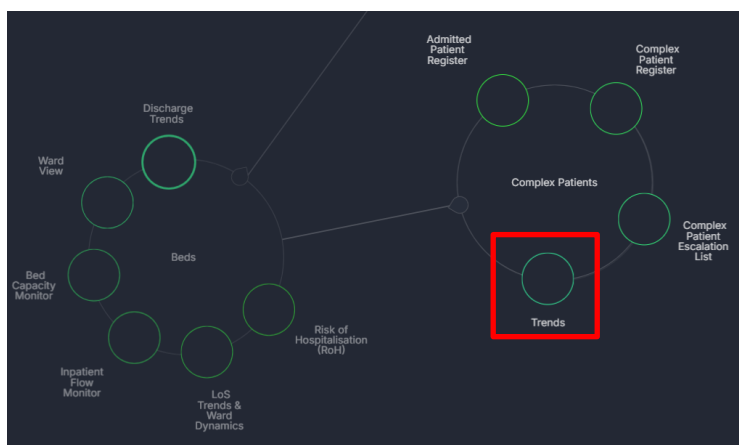
The data within this component updates according to the information the end user adds to the complex patient register.

Step 1.

Sign in to SystemView using your current hospital credentials and password



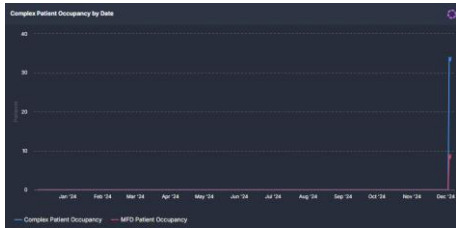
Step 2.



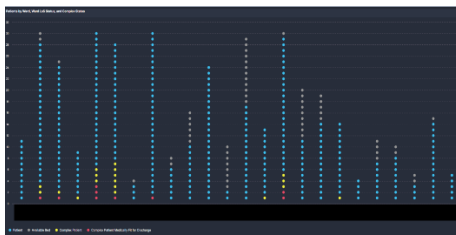
Navigate to Explore > Beds > Complex Patients > Trends



Current Complex Patients by Complexity Reason displays the number of current complex patients and the number of complex patients medically fit for discharge by complexity reason as selected by the end user.



Complex Patient Occupancy by Date displays a daily trend line of the occupancy for complex patients.



Patients by Ward, Ward LoS, and Complex Status display provides an overview of each patient and their own status in each ward.

The metrics include:

- Available bed
- Patient
- Complex Patient
- Complex Patient Medically Fit for discharge