

Component Spotlight

Sláintecare Maximum Waiting Times component

About the component:

This component allows end users to analyse the current waiting list based on the current Outpatient Sláintecare targets. Using the filter by 'All' or with selected specialties, categories, or referral source. The component will allow you to assess the rate of growth and demand on the service.

This application supports the immediate export of targeted patient level data and ability to view patients waiting longer than the maximum wait times.

Who it's for: Executive level, Waiting List managers, Scheduled care managers, Booking officers, Consultants, Medical Administration.

Where you'll find it:

SystemView > Explore > Outpatients > Waiting List > Sláintecare Maximum Waiting Times

Data refresh rates:

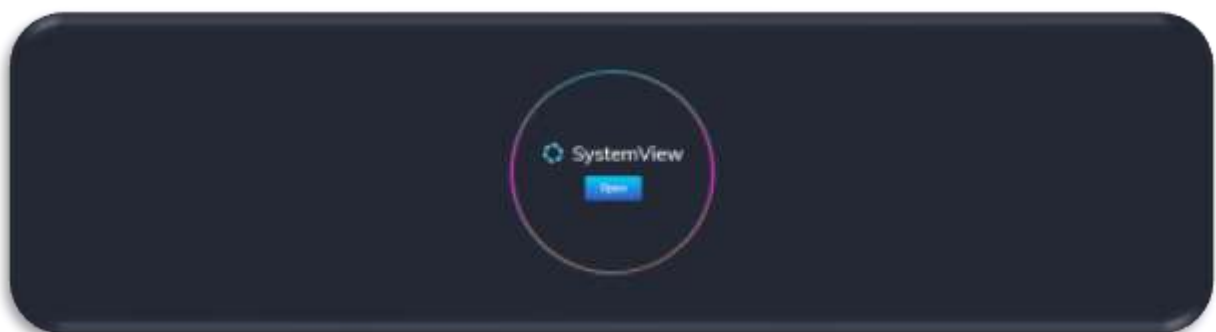
The data within this component updates daily.

Definitions used in Sláintecare Maximum Waiting Time:

Title	Definition
Maximum Wait times	Maximum wait time currently refers to Sláintecare targets (15 months for OPD) and applies to all categories.
Suspended	Patients that are currently 'not ready for care' due to clinical or personal reasons

Step 1.

Sign in to SystemView using your current hospital credentials and password.



Step 2.



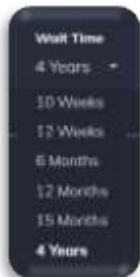
Navigate to Explore > Outpatients > Waiting List > SláinteCare Maximum Waiting Time

Step 3.



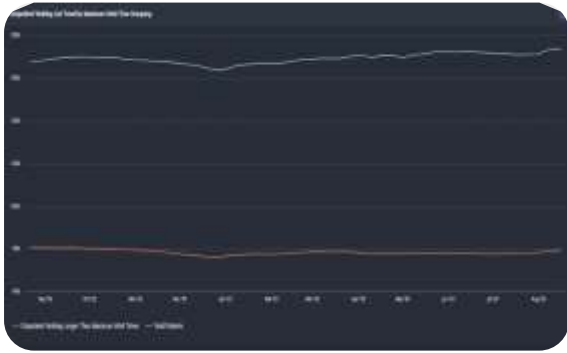
Apply drop-down filters **at the top of the page to refine the data.**

Note: The Wait Time filter defaults to 4 years. This can be adjusted.



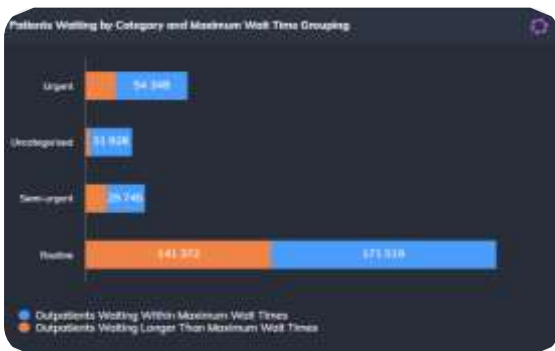
Current Patient List – select the button located alongside the filters at the top of the component. Patient details includes an exportable table of elective surgery patients that updates daily and once activated, can be saved and referenced in **Interact - MyLists**.

Step 4.



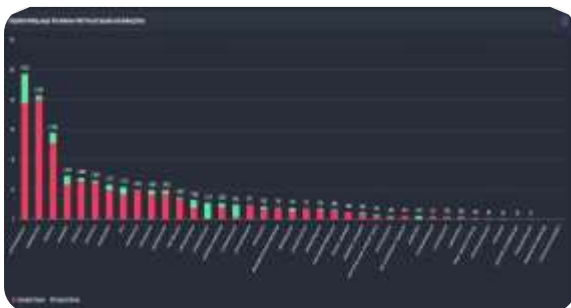
Outpatient Waiting List Trend by Maximum Wait Time Grouping displays the 12-month trend of total referrals and the proportion that are considered waiting longer than the maximum wait times.

The chart allows user to watch/improve/monitor the waiting list by activating the chart using the purple wheel icon. Select watch/improve/monitor at the bottom of the chart. The end user can determine the targets and receive an alert. The watch/improve/monitor charts can be seen in Interact under - **MyView**



Patients Waiting by Category and Maximum Wait Time Grouping Displays the number of patients based on categorisation and the maximum wait times.

This chart shows at a high level the patient cohorts by category (Urgent/Uncategorised/Semi-Urgent/Routine) that are waiting within or longer than the maximum wait times as applied in the filter bar.



Outpatients Waiting Longer Than Maximum Wait Times by Speciality and Booking Status Displays the patients waiting longer than the maximum wait times by specialities and if they are booked or unbooked status.